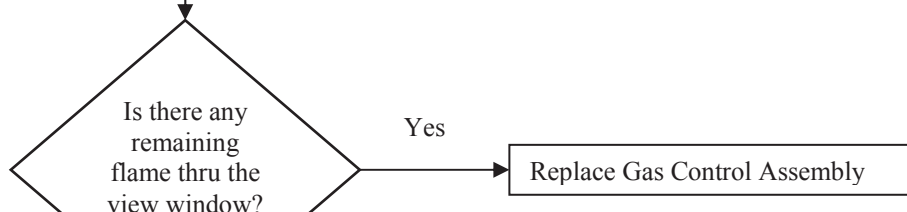


Error Code 51

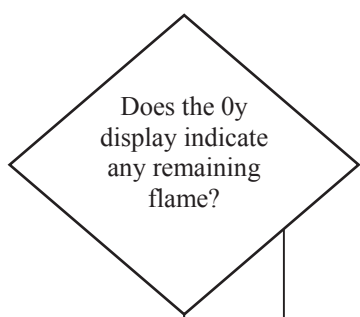
Explanation: Gas Inlet Solenoid Valve fault. At a minimum check the following:

3. Check gas valve wiring harnesses for loose or damage terminals
4. Check connections to the circuit board are tight.

Cycle the heater two times by turning off – then on – at 10 second intervals.



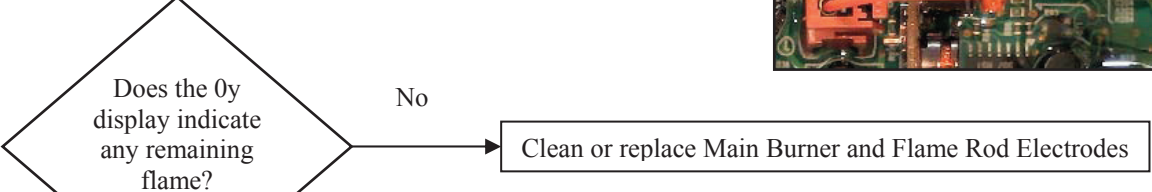

No
Display Maintenance Information 0y (flame rod status)



<i>0y display</i>	<i>00</i>	<i>01</i>	<i>02</i>	<i>03</i>	<i>04</i>	<i>05</i>	<i>06</i>	<i>07</i>
<i>Flame Rod 1</i>	X	O	X	O	X	O	X	O
<i>Flame Rod 2</i>	X	X	O	O	X	X	O	O
<i>Flame Rod 3</i>	X	X	X	X	O	O	O	O

X=Not detecting flame
O=is detecting flame

Pull out the relay connection of flame rod connectors (M), (L), (T) and then display maintenance information [0y].



Yes → Replace Printed Circuit Board